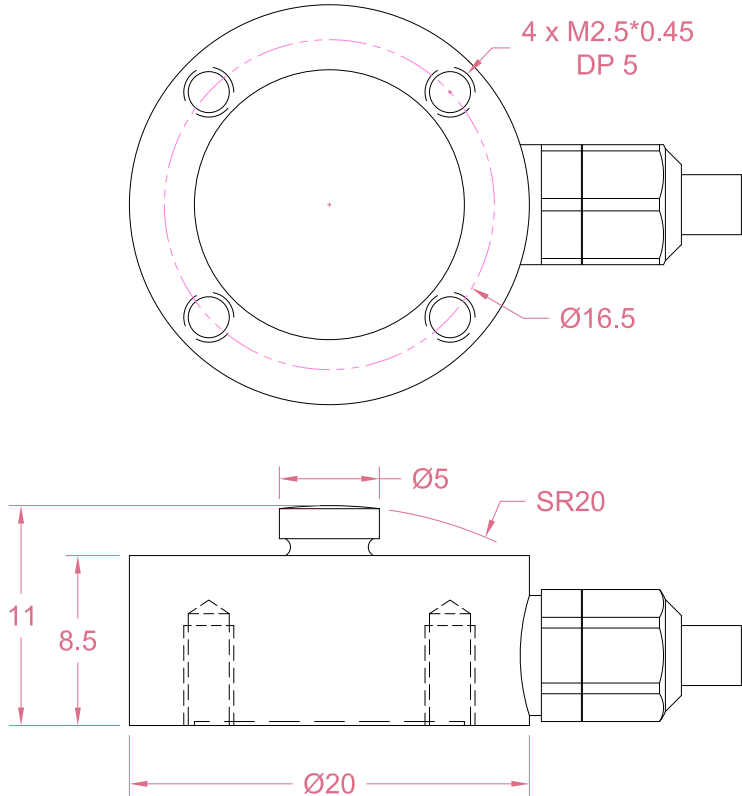




Dimensions in "mm"



Order example:
2 x LCB05 - 50kg

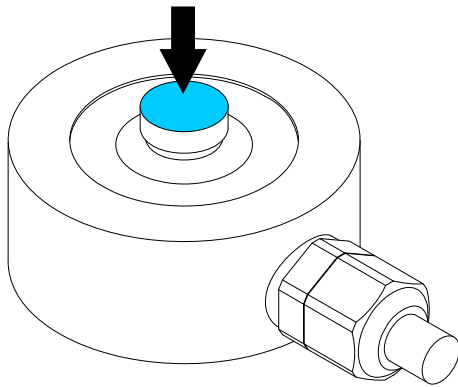
Quantity Model Capacity
 Email to sales@loadcellsensor.com for a quote

Specifications			
Rated Capacity	5/10/20/50/100/200/500 kg		
Rated Output	1.5 mV/V	Compensated Temp.	0...+40°C
Excitation	3~12V	Operating Temp.	-20...+60°C
Zero Balance	±0.1 mV/V	Temp. Coeff. of Zero	±0.03% F.S./°C
Nonlinearity	±0.5% F.S.	Temp. Coeff. of Span	±0.03% F.S./°C
Hysteresis	±0.5% F.S.	Input Resistance	1000±200 Ohms
Nonrepeatability	±0.2% F.S.	Output Resistance	1000±200 Ohms
Creep(5min)	±0.1% F.S.	Insulation Resistance	>2000M Ohms(50V)
Safe Load Limit	150% F.S.	IP Rating	IP65
Breaking Load	200% F.S.	Element Material	Stainless steel
Cable	Ø3*4000mm 4-conductor shielded cable		

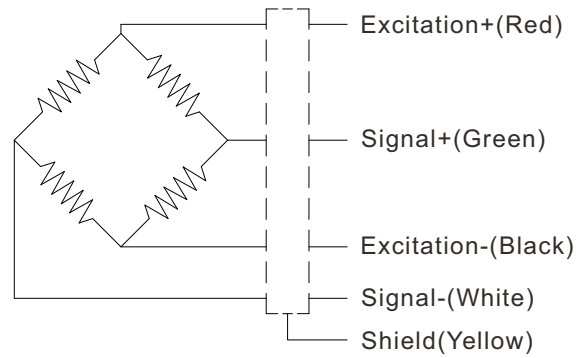
• LCS reserves the right to modify its design and specifications without notice



Load direction



Wiring Code



Shield is NOT connected to the sensor body

Sensor/Amplifier/Indicator

Items	Power supply	Output/Function
LCB05	3-12V (Constant)	0...+18mV (Depending on the power supply)
LCB05 + Analog amplifier	12~24V DC	0-3.3V,0-5V,0-10V, 0-20mA,4-20mA...
LCB05 + Digital amplifier	12~24V DC	RS485 or RS232 output
LCB05 + Indicator	12~24V DC	Display force value Switch/Relay output Peak holding RS485/RS232 interface 0-5V/0-10V/4-20mA output

[Email us for datasheet of amplifier and indicator](#)

Customization options

Cable (Length/Specifications/Connectors)
Dimensions and measuring range
Working Temperature (-40°C...+150°C)
IP Rating (Up to IP67)